



Corporate Presentation

February 2023

Resmetirom is an investigational therapy and has not been approved by the FDA (or any other regulatory authority).
Resmetirom is only available for use in a clinical trial setting (ClinicalTrials.gov NCT03900429, NCT04197479, NCT05500222).

See Appendix for a guide to acronyms and abbreviations used in this presentation.

NASDAQ: MDGL

© 2022 Madrigal Pharmaceuticals. All rights reserved.




Forward Looking Statements

This communication includes “forward-looking statements” made pursuant to the safe harbor provisions of the Private Securities Litigation Reform Act of 1995, that are based on Madrigal’s beliefs and assumptions and on information currently available to it, but are subject to factors beyond its control. Forward-looking statements reflect management’s current knowledge, assumptions, judgment and expectations regarding future performance or events. Forward-looking statements include: all statements that are not historical facts; statements referenced by forward-looking statement identifiers, including the examples in the paragraph below; resmetirom’s potential to be a cost-effective specialty therapy for NASH patients with significant liver fibrosis; and statements or references concerning - the potential efficacy and safety of resmetirom for noncirrhotic NASH patients and cirrhotic NASH patients, possible or assumed future results of operations and expenses, business strategies and plans (including ex-US. Launch/partnering plans), research and development activities, and the timing and results associated with the future development of resmetirom, the timing and completion of projected future clinical milestone events, including enrollment, additional studies, top-line data and open label projections, plans, objectives, timing and support for making a Subpart H (Accelerated Approval of New Drugs for Serious or Life-Threatening Illnesses) submission to FDA, projections or objectives for obtaining accelerated or full approval for resmetirom, Madrigal’s primary and key secondary study endpoints for resmetirom and the potential for achieving such endpoints and projections, the potential to support an additional indication for resmetirom in patients with well-compensated NASH cirrhosis, optimal dosing levels for resmetirom and projections regarding potential NASH or NAFLD and potential patient benefits with resmetirom, including future NASH resolution, safety, fibrosis treatment, cardiovascular effects, lipid treatment, and/or biomarker effects with resmetirom.

Forward-looking statements can be identified by terms such as “accelerate,” “achieve,” “allow,” “anticipates,” “appear,” “be,” “believes,” “can,” “continue,” “could,” “demonstrates,” “design,” “estimates,” “expectation,” “expects,” “forecasts,” “future,” “goal,” “help,” “hopeful,” “inform,” “intend,” “intends,” “may,” “might,” “on track,” “planned,” “planning,” “plans,” “positions,” “potential,” “powers,” “predicts,” “predictive,” “projects,” “seeks,” “should,” “will,” “will achieve,” “will be,” “would” or similar expressions and the negatives of those terms.

Forward-looking statements are subject to a number of risks and uncertainties including, but not limited to: the assumptions underlying the forward-looking statements; risks of obtaining and maintaining regulatory approvals, including, but not limited to, potential regulatory delays or rejections; risks associated with meeting the objectives of Madrigal’s clinical studies, including, but not limited to Madrigal’s ability to achieve enrollment objectives concerning patient numbers (including an adequate safety database), outcomes objectives and/or timing objectives for Madrigal’s studies; any delays or failures in enrollment, and the occurrence of adverse safety events; risks related to the effects of resmetirom’s mechanism of action; the achievement of enrollment objectives concerning patient number, safety database and/or timing for Madrigal’s studies; enrollment and trial conclusion uncertainties, generally and in relation to COVID-19 related measures and individual precautionary measures that may be implemented or continued for an uncertain period of time; market demand for and acceptance of our products; the potential inability to raise sufficient capital to fund ongoing operations as currently planned or to obtain financings on terms similar to those arranged in the past; the ability to service indebtedness and otherwise comply with debt covenants; outcomes or trends from competitive studies; future topline data timing or results; the risks of achieving potential benefits in studies that includes substantially more patients, and patients with different disease states, than prior studies; the timing and outcomes of clinical studies of resmetirom; and the uncertainties inherent in clinical testing. Undue reliance should not be placed on forward-looking statements, which speak only as of the date they are made. Madrigal undertakes no obligation to update any forward-looking statements to reflect new information, events or circumstances after the date they are made, or to reflect the occurrence of unanticipated events. Please refer to Madrigal’s submissions filed with the U.S. Securities and Exchange Commission, or SEC, for more detailed information regarding these risks and uncertainties and other factors that may cause actual results to differ materially from those expressed or implied. Madrigal specifically discusses these risks and uncertainties in greater detail in the section appearing in Part I, Item 1A of its Annual Report on Form 10-K for the year ended December 31, 2022, filed with the SEC on February 23, 2023, as updated from time to time by Madrigal’s other filings with the SEC.



Madrigal is a clinical-stage biopharmaceutical company pursuing novel therapeutics for NASH, a liver disease with high unmet medical need

Introduction to Madrigal

- **Nonalcoholic steatohepatitis (NASH)** is a prevalent liver disease with no approved therapy
- **Resmetirom**, Madrigal's lead product candidate, is designed to target key underlying causes of NASH in the liver
 - Resmetirom achieved both NASH resolution and fibrosis improvement primary endpoints* in a Phase 3 trial (MAESTRO-NASH)
- **Our commercial strategy** focuses on launching resmetirom as a specialty medication for NASH patients with significant liver fibrosis
 - Madrigal to commercialize in the U.S. and will partner in ex-U.S. territories
- **The Madrigal leadership team** has deep experience developing and commercializing successful pharmaceutical products

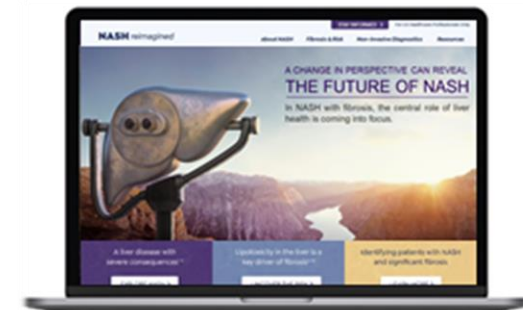
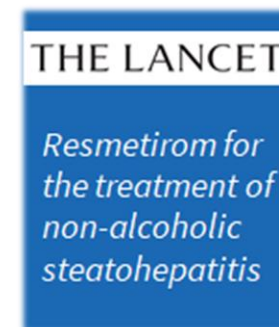
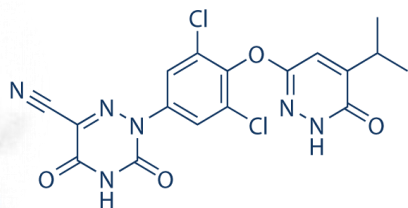
*The dual primary surrogate endpoints on biopsy are NASH resolution, with at least a 2-point reduction in NAS (NAFLD Activity Score), and with no worsening of fibrosis OR a one point decrease in fibrosis with no worsening of NAS.

The Madrigal Story

Origins

Founding and Development

Growth



2004-2008: Madrigal founder Dr. Rebecca Taub studies THR-B agonism while working at Hoffmann-La Roche

2008: Madrigal predecessor company VIA Pharmaceuticals hires Dr. Taub and enters into a development agreement with Hoffmann-La Roche for resmetirom

2011: Madrigal is incorporated in Delaware

2011: Ph 1 trial of resmetirom commences

2016: Ph 2 trial of resmetirom in NASH commences

2016: Madrigal merges with Synta Pharmaceuticals; is listed on NASDAQ

2016: Dr. Paul Friedman named CEO and Dr. Rebecca Taub named CMO of Madrigal

2017-2018: Positive Ph 2 results in NASH help accelerate Madrigal's growth

2019: Madrigal commences Ph 3 "MAESTRO" program for resmetirom

2020: Madrigal hires Remy Sukhija as Chief Commercial Officer and begins building its commercial organization

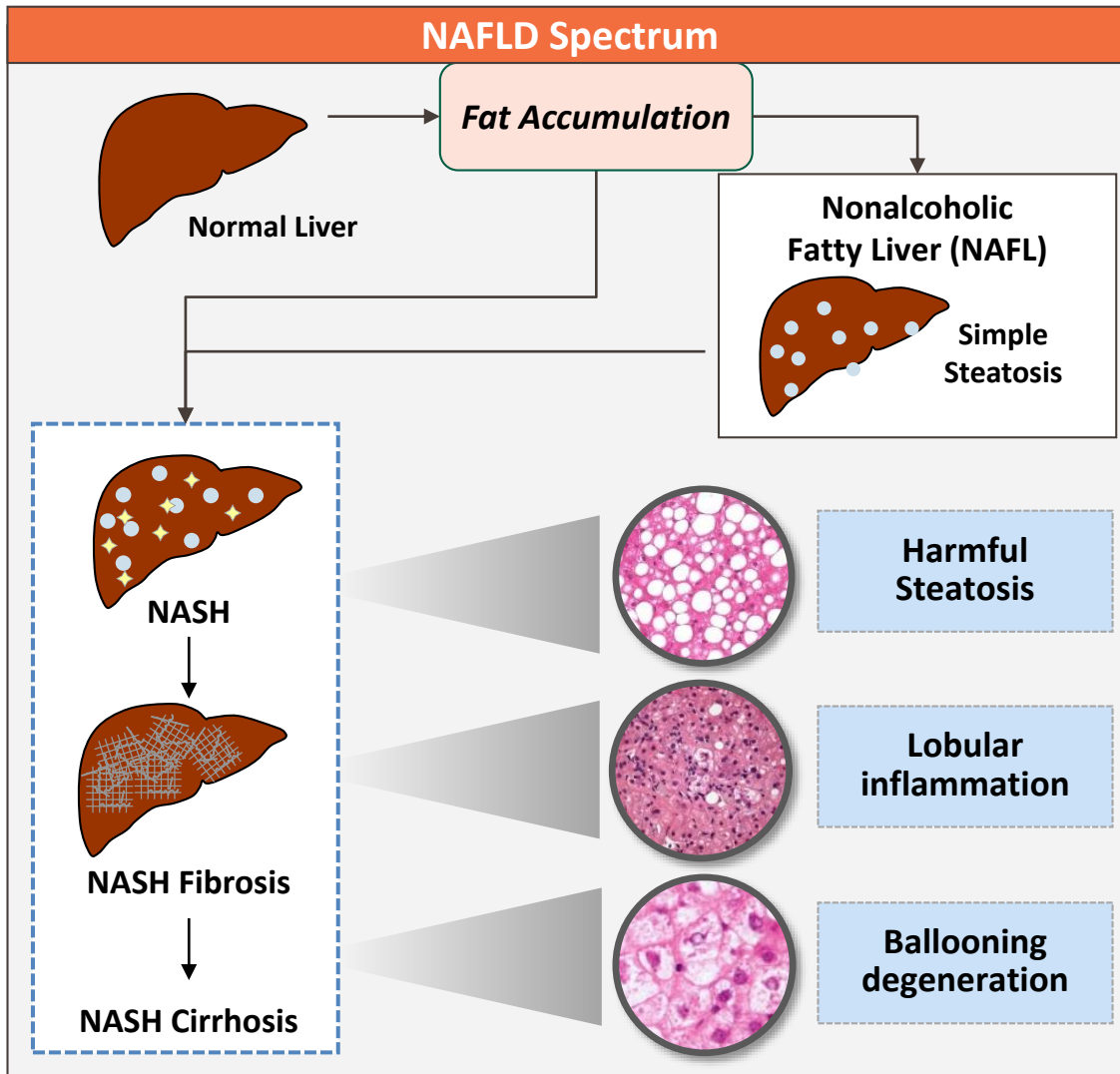
2021: Madrigal expands executive team with additional experienced leaders

2022: Positive Phase 3 MAESTRO data announced



NASH is a Liver Disease
with Severe Consequences

NASH – A Liver Disease with Severe Consequences



DISEASE

- Nonalcoholic steatohepatitis (NASH) is an advanced form of nonalcoholic fatty liver disease (NAFLD) defined by the development of inflammation and hepatocyte injury

PREVALENCE

- An estimated ~22 million people in the U.S. are living with NASH¹⁻³
 - Of those, 8 million people are likely to have significant fibrosis (F2-F3)¹
 - An estimated 2 million people in the U.S. may have NASH cirrhosis¹

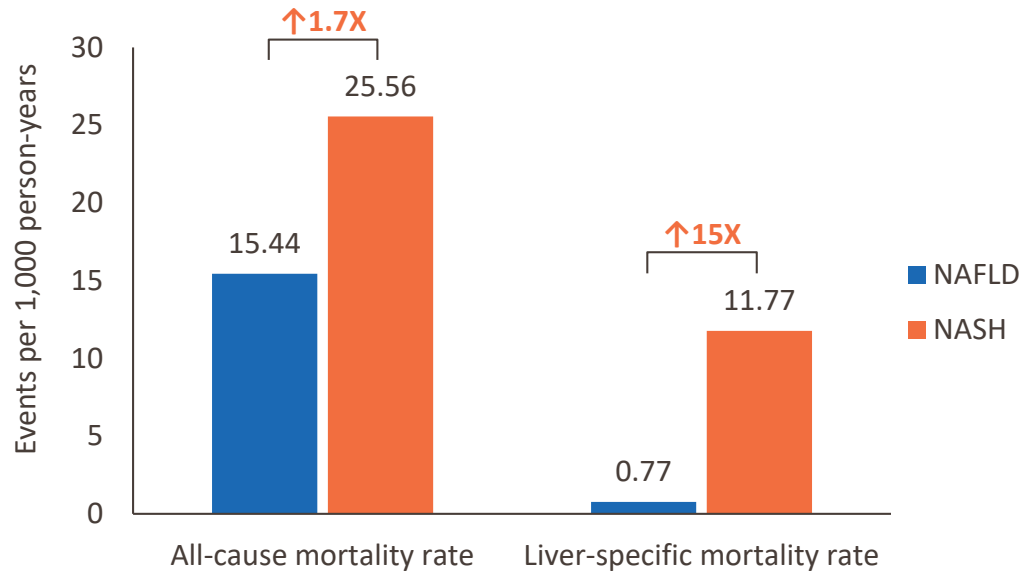
OUTCOME

- ~22% of NASH patients with stage 3 fibrosis progress to cirrhosis within 2 years⁴
- NASH is projected to soon become the leading cause for liver transplantation in the U.S.⁵

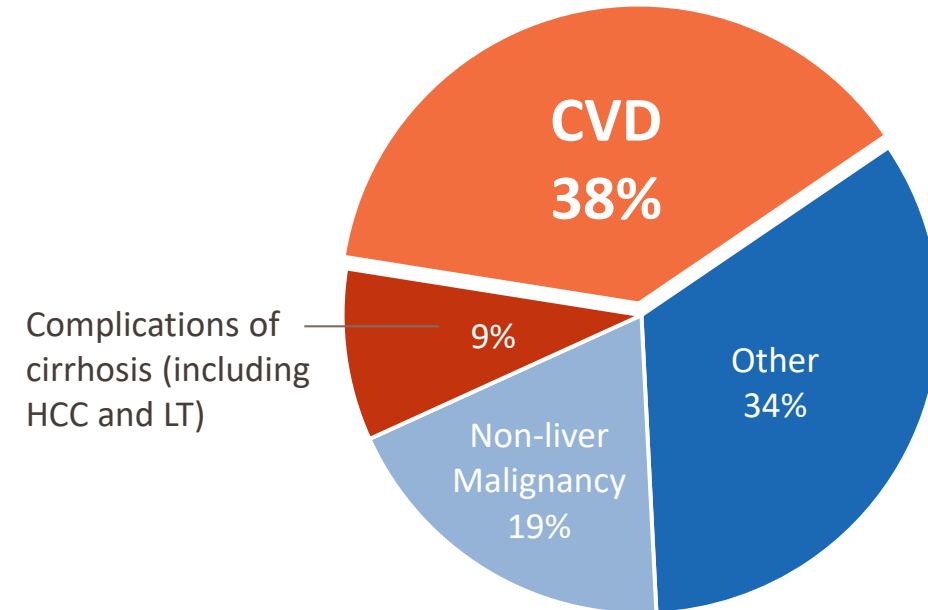
1. Estes C, Razavi H, Loomba R, Younossi Z, Sanyal AJ. Hepatology. 2018;67(1):123-133. 2. Hardy T, Oakley F, Anstee QM, Day CP. Annu Rev Pathol. 2016;11:451-496. 3. Rinella MA, Lominadze Z, Loomba R, et al. Ther Adv Gastroenterol. 2016;9(1):4-12. 4. Loomba R, Adams L. Hepatology. 2019;70(6):1885-1888. 5. Younossi ZM, et al. Clin Gastroenterol Hepatol. 2021;19(3):580-589.

NASH is Associated with Significant Morbidity and Mortality

The mortality rate among patients with NASH is substantially higher than patients with NAFLD¹



Cardiovascular disease is a leading cause of death in patients with NASH/NAFLD²



1. Younossi Y, et al. Hepatology. 2016;64(1):73-84. 2. Angulo, et al. Gastroenterology. 2015;149:389-97



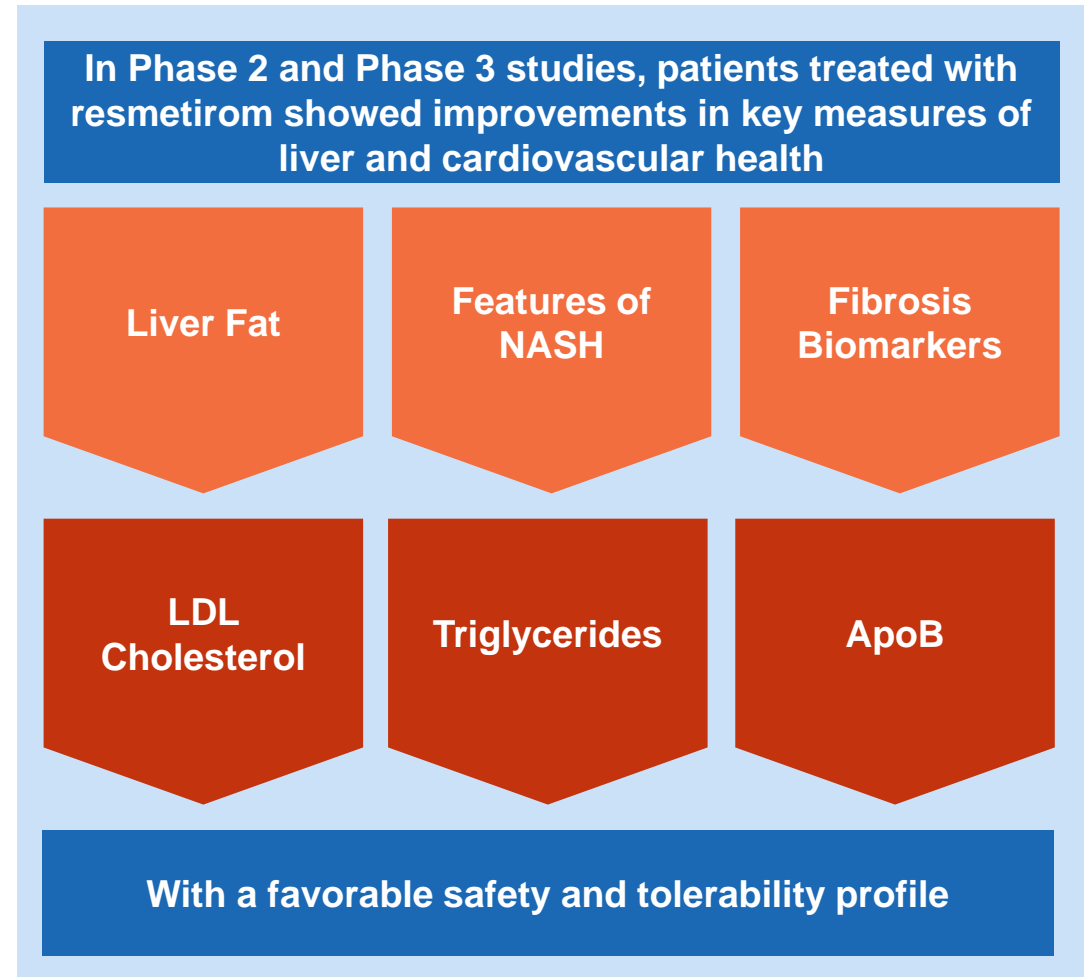
Leading the Way in NASH
The Resmetirom Clinical
Development Program

Resmetirom for the Treatment of NASH with Significant Fibrosis

Madrigal's lead product candidate is **resmetirom**, a thyroid hormone receptor (THR) β -selective agonist

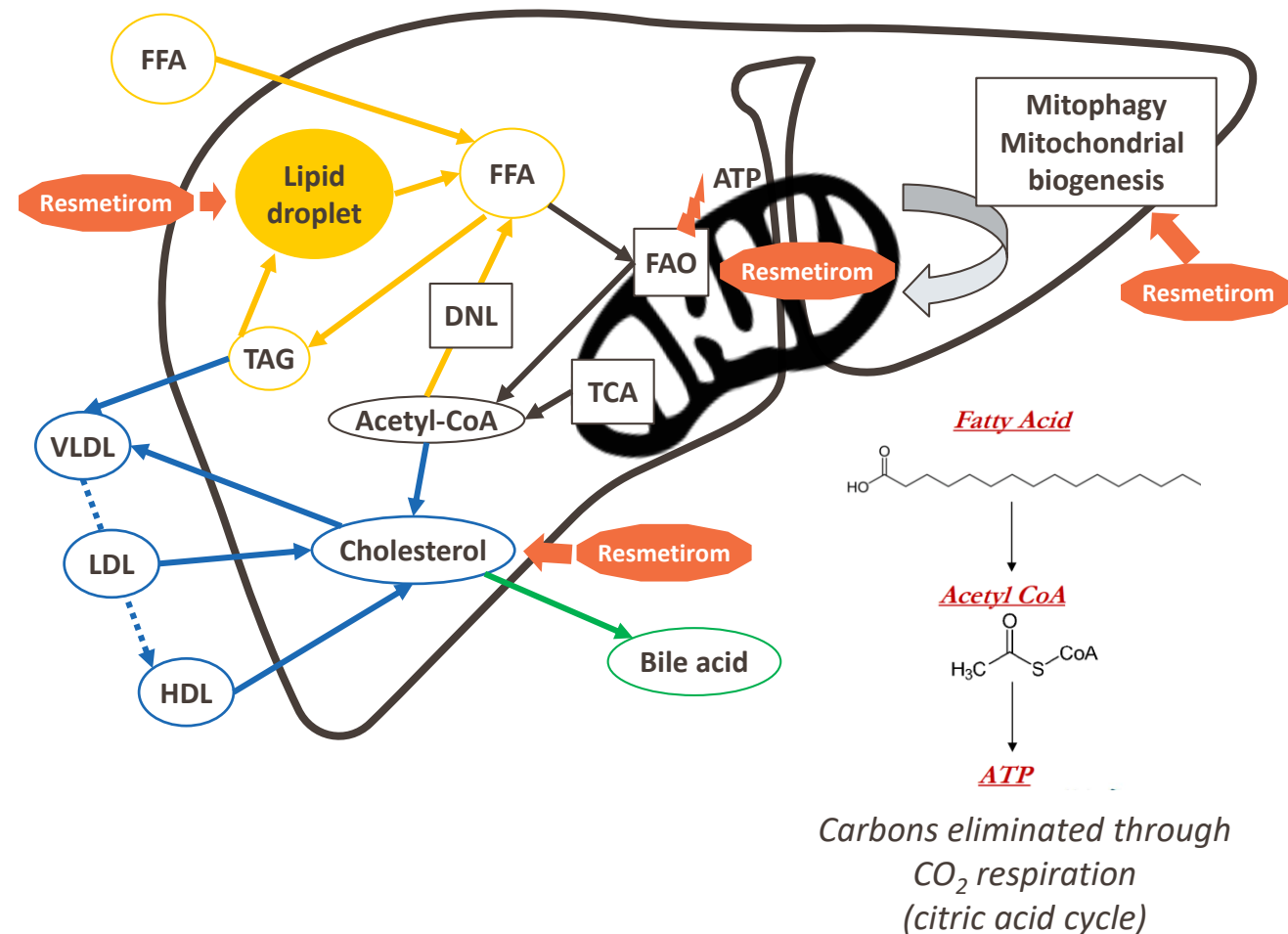
- Designed to target key underlying causes of NASH in the liver
- An oral, once-daily treatment
- Currently being evaluated in multiple Phase 3 trials, with positive efficacy and safety data reported in 2022

Resmetirom has the potential to become the first foundational therapy for patients with NASH



THR-β Pathway Plays a Key Role in Liver Health

- Selective THR-β agonists without extrahepatic effects
- THR-β agonists act on multiple hepatic pathways to maintain liver health by controlling¹:
 - De novo lipogenesis
 - Fatty acid oxidation
 - Mitophagy & mitochondrial biogenesis
 - Cholesterol metabolism
 - Direct anti-inflammatory & anti-fibrotic effects
- In human NASH, the liver has relatively low THR-β activity, exacerbating mitochondrial dysfunction & lipotoxicity
- Potential for hepatic and CV benefits in patients with NASH and liver fibrosis



See Appendix for a guide to acronyms and abbreviations used in this presentation.

1. Sinha RA, et al. *Nat Rev Endocrinol*. 2018;14(5):259-269.

Overview of the MAESTRO Phase 3 Program

	MAESTRO-NAFLD-1 Safety Study	MAESTRO-NASH Biopsy Study	MAESTRO-NASH OUTCOMES Study
Primary Objective	To evaluate safety and tolerability as measured by incidence of adverse events at 52 weeks	To evaluate improvement in histology* at 52 weeks; study continues on to measure outcomes	To evaluate progression to decompensation events noninvasively
Patient Population	Over 1,200 patients with presumed NASH , identified noninvasively	~2,000 patients with NASH with significant fibrosis (Subpart H population = ~950)	~700 patients with NASH with compensated cirrhosis
Timeline	Positive results announced in January 2022 Open-label extension ongoing	Positive biopsy results announced December 2022 Outcomes portion of trial is event-driven (est. 2026-27)	Trial is event-driven Estimated to reach outcomes 2025-26 (likely before MAESTRO-NASH Biopsy study)

*The dual primary surrogate endpoints on biopsy are NASH resolution, with at least a 2-point reduction in NAS (NAFLD Activity Score), and with no worsening of fibrosis OR a one point decrease in fibrosis with no worsening of NAS.



Phase 3 MAESTRO Study Results

Two Positive Phase 3 MAESTRO Study Readouts in 2022

MAESTRO-NASH Biopsy Study

December 2022

Resmetirom achieved both primary endpoints with both daily oral doses, 80 mg and 100 mg, relative to placebo:

- NASH resolution (ballooning of 0, inflammation of 0-1) and ≥ 2 -point NAS reduction with no worsening of fibrosis ($p < 0.0001$ at both doses)
- Fibrosis improvement by at least one stage with no worsening of NAS ($p = 0.0002$ and < 0.0001 at 80 and 100 mg, respectively)

MAESTRO-NAFLD-1 Safety Study

January 2022

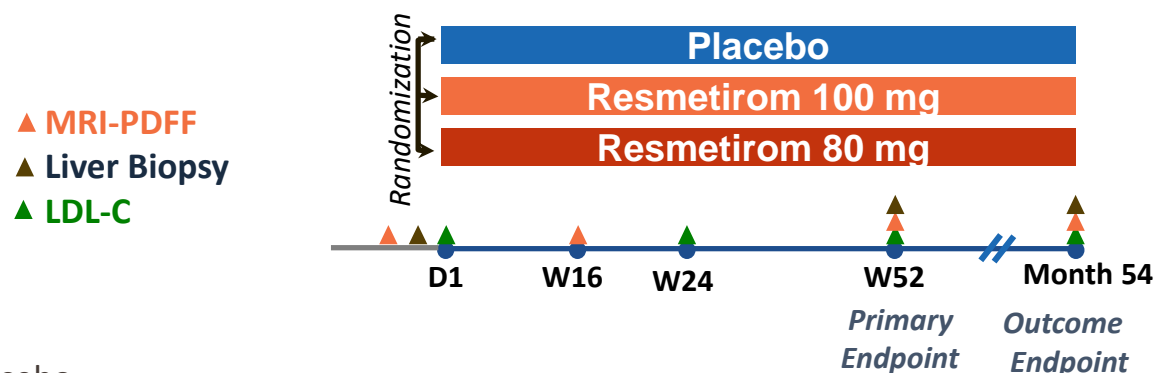
Primary and key secondary endpoints from the MAESTRO-NAFLD-1 safety study were achieved. In this study, resmetirom:

- Was safe and well-tolerated at 80 and 100 mg in patients treated for 52 weeks
- Provided significant and clinically relevant reductions in liver fat
- Significantly reduced atherogenic lipids, including LDLc, apolipoprotein B and triglycerides

Based on these positive Phase 3 results, Madrigal plans to file for accelerated approval in the first half of 2023

MAESTRO-NASH Study Design:

Randomized, Double-Blind, Placebo-Controlled: Serial Liver Biopsy Study



Comparator/Arms

- 1:1:1 MGL-3196 80, 100 mg , placebo
- >1000 patients enrolled in USA, Europe for primary Week 52 analysis; analysis includes >90% (F1B, F2, F3)
- Up to 2000 patients total enrollment for 54 months
- >150 centers, world-wide

Key Inclusion/Exclusion

- Requires 3 metabolic risk factors (Metabolic Syndrome); FibroScan kPa consistent with F2-F3, CAP \geq 280
- NASH on liver biopsy: NAS \geq 4 with fibrosis stage 1A (up to 3%) 1B, total F1 up to 15%; F3, at least 50%, the rest F2
- \geq 8% liver fat on MRI-PDFF

Primary Endpoints

- Dual: Resolution of NASH at Week 52 with at least 2 point reduction in NAS with no worsening of fibrosis OR reduction in fibrosis stage by 1-point with no worsening of NAS
 - Key secondary endpoints LDL-C lowering at Week 24
- Composite liver-related outcome at 54 months [histologic evidence of cirrhosis on biopsy, MELD \geq 15, hepatic decompensation, liver transplant, all cause mortality]

MAESTRO-NASH Primary and Key Secondary Endpoints



Topline Data from Phase 3 MAESTRO-NASH Study (Dec. 19, 2022)

Primary Endpoint	Resmetirom 80 mg (n=316)	p-value	Resmetirom 100 mg (n=321)	p-value	Placebo (n=318)
NASH resolution (ballooning 0, inflammation 0,1) with ≥ 2 -point reduction in NAS and no worsening of fibrosis	26%	<0.0001	30%	<0.0001	10%
≥ 1 -stage improvement in fibrosis with no worsening of NAS	24%	0.0002	26%	<0.0001	14%
Key Secondary Endpoint					
LDL-C lowering (24 weeks)	-12%	<0.0001	-16%	<0.0001	1%

MAESTRO-NASH Additional Liver Biopsy Results

- All biopsies were read independently by two central pathologists (glass slides) for the primary efficacy analysis
 - Each pathologist's scores showed a similar statistically significant magnitude of response at both doses for both liver biopsy endpoints
 - The results were combined statistically to generate a single treatment effect
- Biopsy endpoints were achieved independent of baseline fibrosis stage or diabetes status, including similar statistical significance and magnitude of response at both doses in subgroups of F2, F3, and F2/F3 biopsies
- Other secondary liver biopsy endpoints that were achieved at both doses include ≥ 2 point reduction in NAS with no worsening of fibrosis, ≥ 2 point reduction in NAS with ≥ 1 -stage improvement in fibrosis, NASH resolution (with ≥ 2 point reduction in NAS) with ≥ 1 -stage improvement in fibrosis, and a 2-stage reduction in fibrosis without worsening of NAS
- Exploratory and supportive biopsy reviews included reviews of digitized slide images by the central pathologists and two artificial intelligence methodologies

MAESTRO-NASH Safety

- Resmetirom was safe and well-tolerated at both the 80 mg and 100 mg doses
- The frequency of serious adverse events was similar across treatment arms
- The rate of study discontinuation for adverse events was low
- Consistent with previous Phase 2 and Phase 3 data, the most common adverse events reported with greater frequency in the resmetirom groups vs placebo were an excess of generally mild and transient diarrhea and generally mild nausea at the beginning of therapy

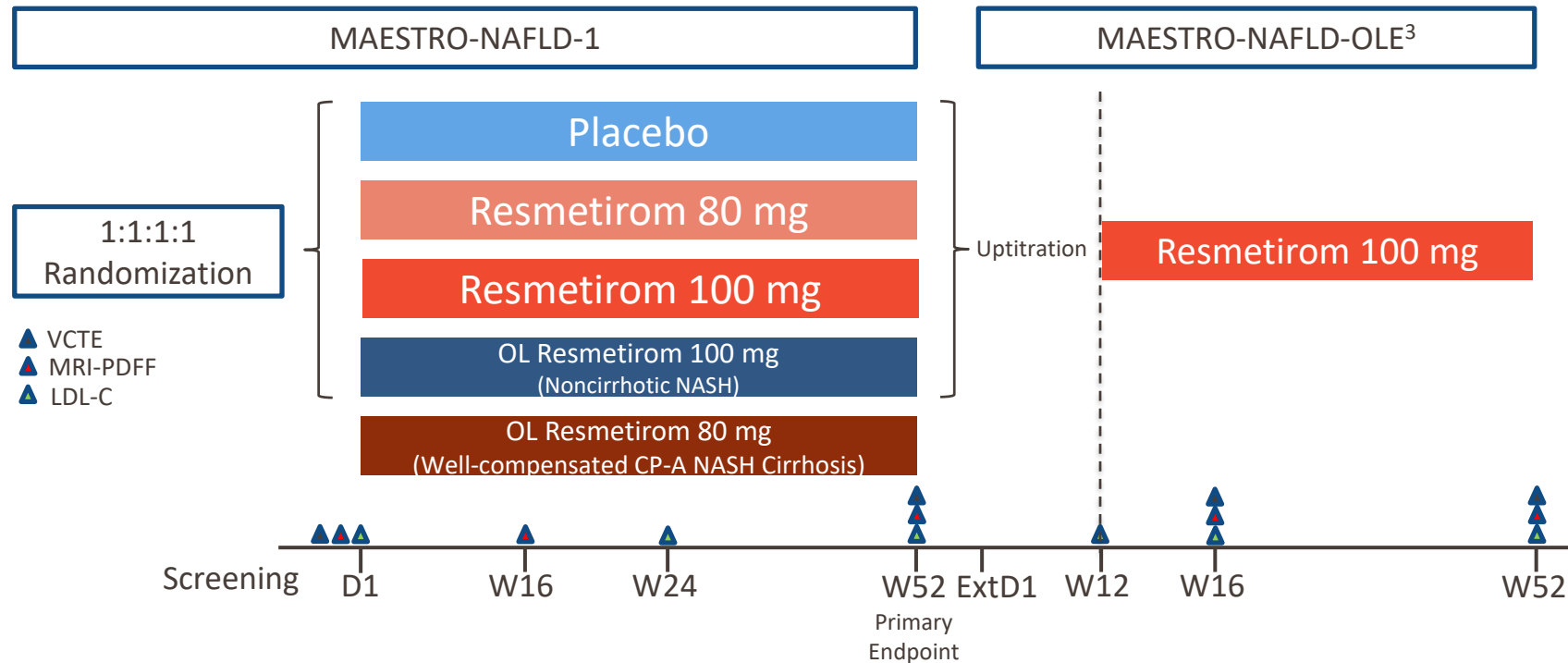
AE Term	Resmetirom 80 mg (n=316)	Resmetirom 100 mg (n=321)	Placebo (n=318)
SAEs	11.8%	12.7%	12.1%
Study discontinuation for AEs	2.8%	7.7%	3.7%
Diarrhea	28%	34%	16%
Nausea	22%	19%	13%

MAESTRO-NASH Additional Analyses

- Multiple secondary endpoints were achieved, including statistically significant reduction from baseline in liver enzymes (ALT, AST and GGT) in resmetirom treatment groups compared to placebo
- Reductions in atherogenic lipids and lipoproteins, fibrosis biomarkers and imaging tests (MRI-PDFF, CAP and liver stiffness measures) were observed in resmetirom treatment arms as compared with placebo
- MAESTRO-NASH included many biomarker and imaging assessments that may be used in real world clinical practice to identify appropriate patients for treatment and monitor response to resmetirom, if approved

MAESTRO-NAFLD-1 Study Design:

Randomized, Double-Blind, Placebo-Controlled With Open-Label Resmetirom 100 mg Arm



Key Inclusion/Exclusion Criteria

- ≥ 3 metabolic risk factors (Metabolic Syndrome)
- FibroScan VCTE ≥ 5.5 & ≤ 8.5 kPa & CAP ≥ 280 dB/m
- $\geq 8\%$ liver fat on MRI-PDFF

Enrollment

- 1143 presumed NASH patients enrolled in the USA (~80 sites)
 - 972 randomized to DB arms
 - 171 OL patients (recruitment completed July 1, 2020)

See Appendix for a guide to acronyms and abbreviations used in this presentation.

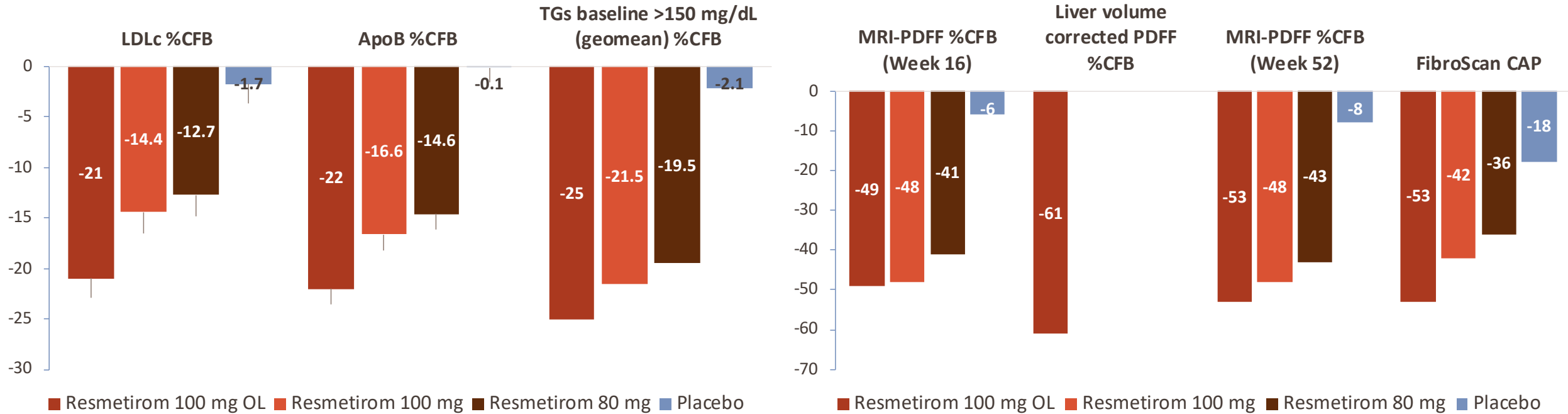
MAESTRO-NAFLD-1 Safety Summary: Double-Blind Population

	Resmetirom 100 mg DB (n=324)*	Resmetirom 80 mg DB (n=327)*	Placebo DB (n=318)*
≥1 TEAE, n (%)	279 (86.1)	289 (88.4)	260 (81.8)
Grade 1	99 (30.6)	99 (30.3)	92 (28.9)
Grade 2	151 (46.6)	164 (50.2)	139 (43.7)
≥ Grade 3 Severity	29 (9.0)	25 (7.6)	29 (9.1)
Drug-related TEAE ≥ Grade 3 Severity	1 (0.3)	1 (0.3)	2 (0.6)
≥1 Serious TEAE, n (%)	24 (7.4)	20 (6.1)	20 (6.3)
Study Discontinuations Due to AE, n (%)	9 (2.8)	8 (2.4)	4 (1.3)
Study Discontinuations Due to Drug-Related AE	6 (1.9)	5 (1.5)	3 (0.9)
Study Discontinuations Due to GI AE	6 (1.9)	5 (1.5)	2 (0.6)

*Safety population.

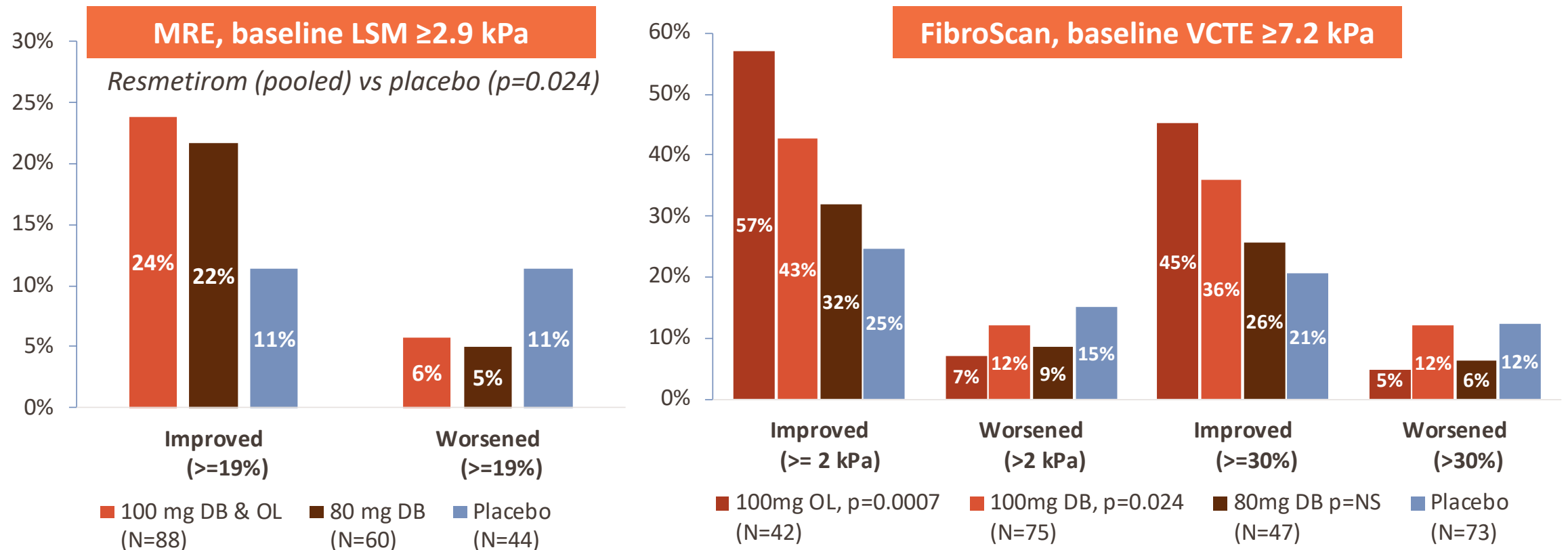
Harrison S, et al. *J Hepatol.* 2022;77(S1):S14.

MAESTRO-NAFLD-1 Key Secondary Endpoints




- Key secondary endpoints were achieved for both 80 & 100 mg groups ($p < 0.0001$ for LDL-C, apoB, TG, MRI-PDFF, & CAP)
 - Lipid reductions were numerically greater in the 100 mg OL arm vs 100 mg DB arm
 - Patients in the 100 mg OL arm were less impacted by COVID-related dose interruptions than DB patients
- MRI-PDFF reductions occurred compared to placebo even though some DB patients had COVID-related treatment interruptions prior to Week 16 or 52 MRI-PDFF

MAESTRO-NAFLD-1 MRE & FibroScan VCTE: Change at Week 52



- Responder analyses were conducted to reduce the influence of highly variable measurements & showed statistically significant response in resmetirom compared with placebo
 - In this study, most patients did not have baseline VCTE on FibroScan or MRE that met criteria for analysis
 - Mean change was not significantly different for FibroScan VCTE LSM



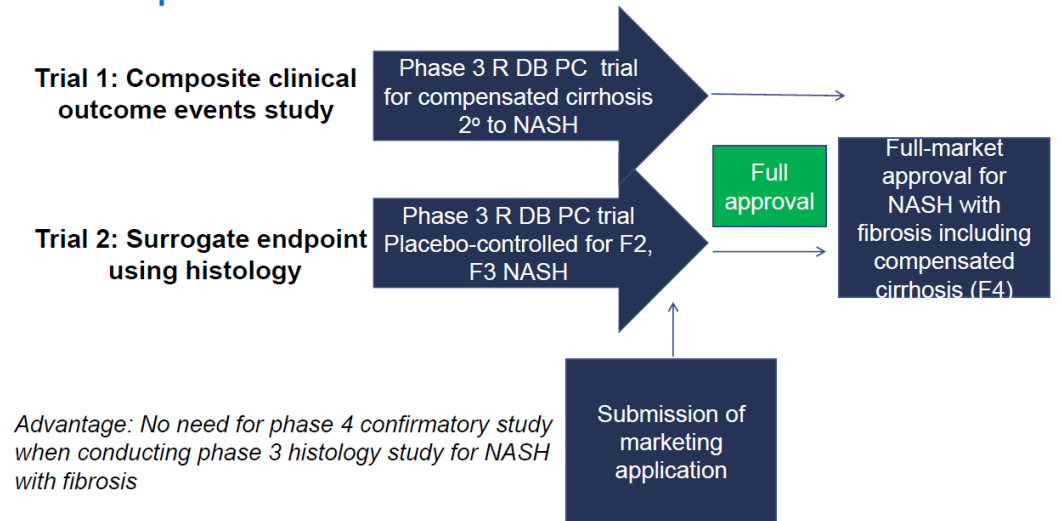
Advancing Drug Development in Compensated NASH Cirrhosis

MAESTRO-NASH OUTCOMES: Leveraging An Alternative Approach to NASH Drug Development Proposed by FDA

- MAESTRO-NASH OUTCOMES was designed to leverage an “alternative approach” to NASH drug development outlined by FDA in a 2021 public webcast¹
 - FDA stated that an outcome study in NASH cirrhosis patients can support full approval in noncirrhotic NASH
 - Madrigal met with FDA to confirm the strategy and study design
- The alternative approach has several advantages:
 - ✓ Enhances the **statistical power** of MAESTRO to assess clinical benefit, improving potential for success
 - ✓ May create a faster **path to full approval** since patients with cirrhosis are likely to reach outcomes faster
 - ✓ Could **expand the future resmetirom label** to include patients with compensated NASH cirrhosis, a substantial population with very high unmet need

FDA Webcast: Regulatory Perspectives for Development of Drugs for Treatment of NASH

An Alternative Approach for NASH Drug Development

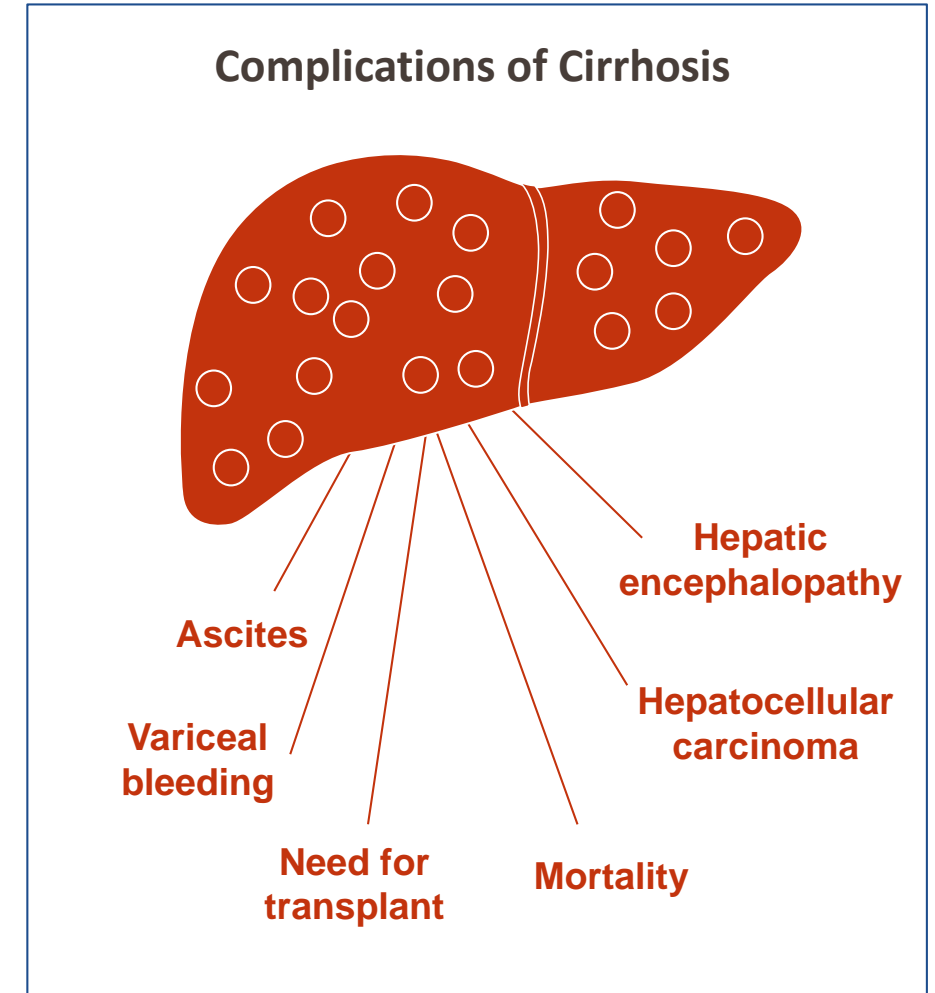


Source: FDA

1. FDA Webcast. “Regulatory Perspectives for Development of Drugs for Treatment of NASH.” January 29, 2021. Available at <https://www.fda.gov/drugs/news-events-human-drugs/regulatory-perspectives-development-drugs-treatment-nash-01292021-01292021>.

MAESTRO-NASH OUTCOMES Carries Potential to Unlock Opportunity in Compensated NASH Cirrhosis

- If successful, MAESTRO-NASH OUTCOMES carries the potential to expand the eligible population for resmetirom to include patients with compensated NASH cirrhosis
 - Of the estimated 2 million patients with NASH cirrhosis in the U.S., 85% are believed to be compensated^{1,2}
- There is a higher urgency to treat patients with cirrhosis because of their elevated risk of developing serious and costly liver-related complications
 - Patients with cirrhosis are at 105x higher risk of liver-related morbidity compared to those without fibrosis³
 - Patients with cirrhosis account for >80% of annual direct medical costs in NASH⁴
- We believe the first NASH medication to demonstrate benefit in preventing or delaying complications of cirrhosis will have a substantial competitive advantage



1. Estes C et al. Hepatology. 2018;67(1):123-133. 2. GBD 2017 Cirrhosis Collaborators. Lancet Gastroenterol Hepatol. 2020 Mar;5(3):245-266. 3. Hagström H et al. Journal of Hepatology. 2017;67:1265-1273. 4. Younossi ZM et al. Hepatology. 2016;64(5):1577-1586.



Establishing Resmetirom as a Foundational Therapy for NASH

Madrigal is Working to Establish Resmetirom as a Foundational Therapy for Patients with NASH



NASH: An Attractive Therapeutic Market with No Approved Treatment

- High and growing prevalence; sizable patient population already identified
- Providers, patients and payers see high unmet medical need



Resmetirom: Potential to Become a Foundational Treatment for NASH

- Positive interim Phase 3 results indicate potential for resmetirom to address key goals for treatment
- Resmetirom development program is supported by two ongoing outcomes studies



Madrigal: Well Positioned for Long-Term Growth

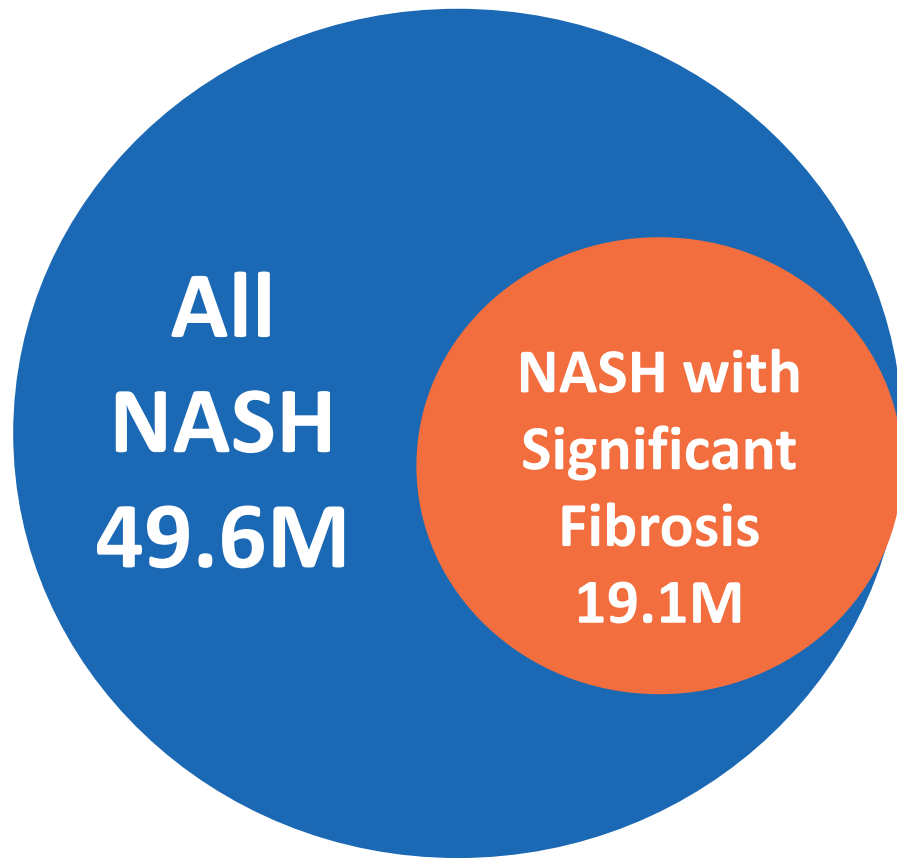
- Compelling opportunity for resmetirom in Europe and key international markets beyond the US, if approved
- Market can grow with improved awareness, education and screening
- Potential future label expansion in NASH with compensated cirrhosis*

*If the ongoing MAESTRO-NASH OUTCOMES study demonstrates resmetirom can improve outcomes in patients with compensated NASH cirrhosis

The Long-term Global Market Opportunity for Resmetirom is Driven By Unmet Need for Therapies that Address NASH with Significant Fibrosis

2030: Projected NASH Prevalence in Key Markets¹

U.S., Germany, France, U.K., Italy, Spain, Japan



Patients with Significant Fibrosis Represent the Intended Population for Rx Treatment

Clinician urgency-to-treat is higher because patients are at elevated risk of progressing to cirrhosis

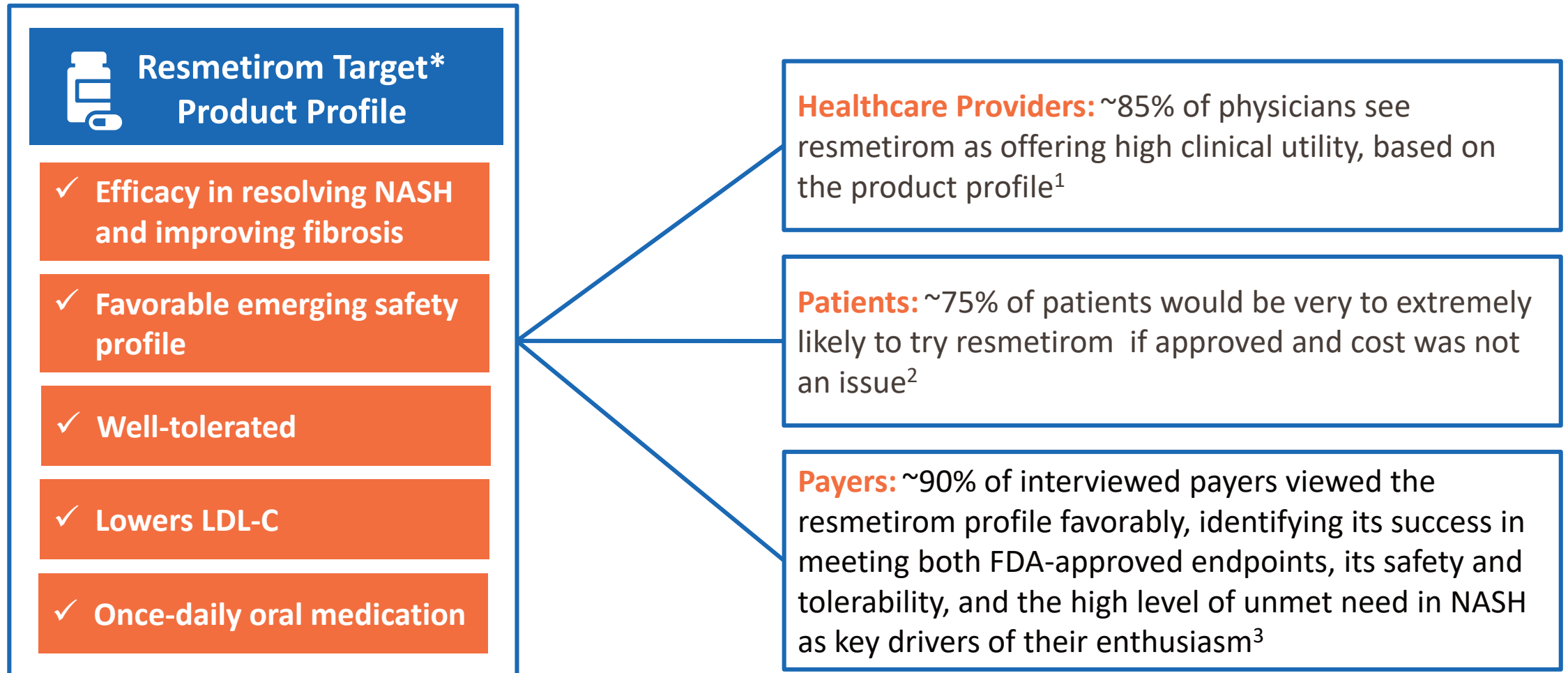
Treatment guidelines recommend referral of patients with significant fibrosis to specialists²

Regulatory guidance documents from FDA and EMA focus on patients with significant fibrosis^{3,4}

The MAESTRO-NASH trial recruited patients with significant fibrosis (F3 ~60%, F2 ~35%)

1. Estes C, et al. Hepatology. 2018;67(1):123-33. 2. Kanwal F et al. Gastroenterology. 2021 Nov;161(5):1657-1669. 3. [FDA Draft Guidance](#). 2018. 4. [EMA Draft Reflection Paper](#). 2018.

Market Research Indicates Healthcare Providers, Patients and Payers Understand the Potential of Resmetirom



* The Target Product Profile is consistent with results from the Phase 3 studies of resmetirom, but was used in market research and developed before the availability of the MAESTRO-NASH phase 3 biopsy study results. If resmetirom is approved by FDA, the approved product labeling may not be consistent with the Target Product Profile used in market research. Phase 3 studies of resmetirom in NASH are ongoing and the final results of these studies are not expected to be available until 2025-2026.

1. HCP Conjoint Research, US/EU5, n= 360 HCPs, Clearview Q4 2022. 2. NASH Patient Research, US, n= 140 patients, Clearview Q3 2021. 3. Payer Research, US, n= 24 payers, Clearview Q1 2023

The Resmetirom Launch Strategy Focuses on Patients with NASH with Significant Fibrosis Who Are Managed by Liver Specialists



Identified Patient Population

- ~1,000,000 patients** with NASH in the U.S. have already been identified and ICD-10 coded^{1,2}
- A subset of these coded patients – those with significant fibrosis – could be early candidates for resmetirom, if approved



NASH Specialist Audience

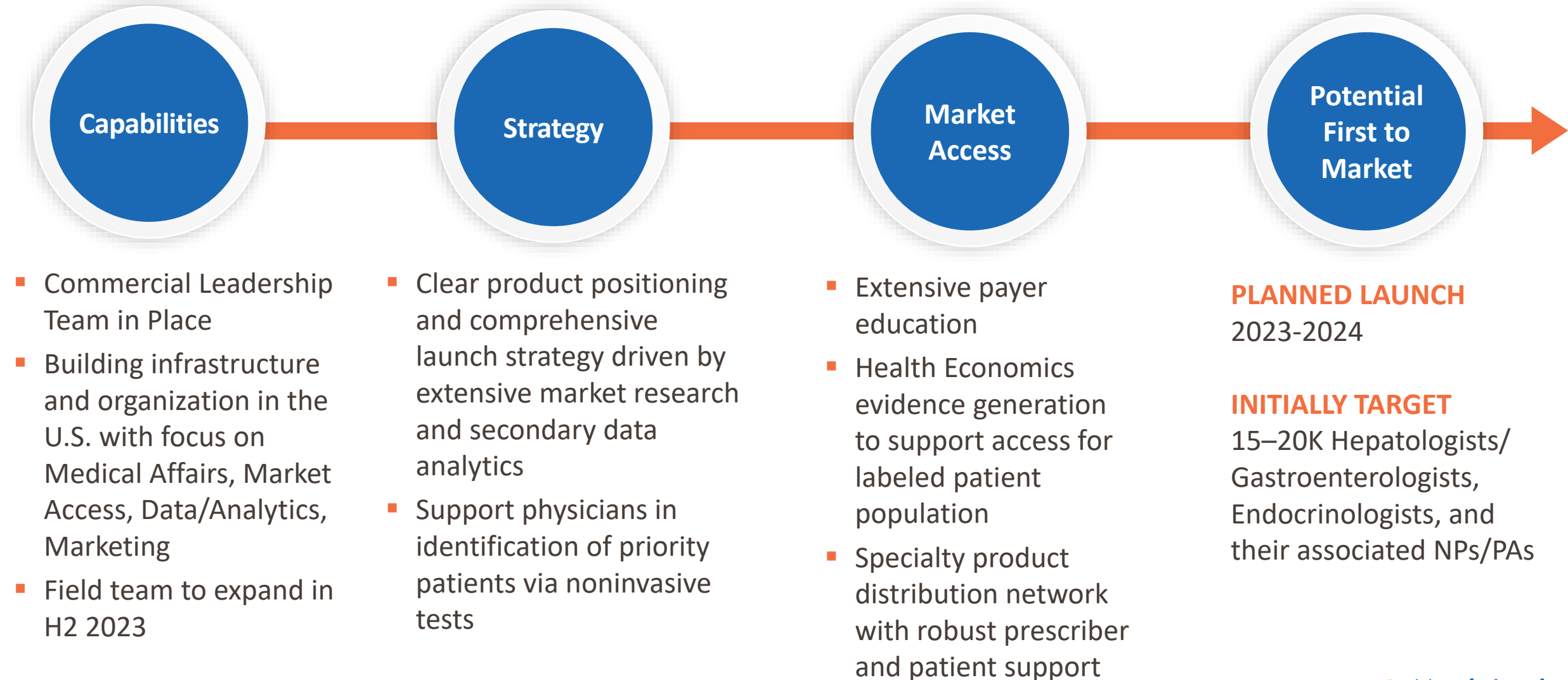
- ~15,000 – 20,000 NASH Specialists** make up the target universe of healthcare providers for the initial launch of resmetirom in the U.S.
- Includes hepatologists, gastroenterologists and endocrinologists who manage patients with NASH



Specialty Field Team and Patient Services

- ~200 field team members** are needed to reach NASH specialists in the U.S.
- Commercial infrastructure will include a specialty pharmacy network and extensive patient services to support access, medication initiation and adherence

U.S. Launch Preparation Is Expanding, with a Focus on Educating Healthcare Providers, Patients and Payers



MAESTRO-NASH OUTCOMES Has the Potential to Expand the Resmetirom Market Opportunity to Include Patients with Compensated NASH Cirrhosis

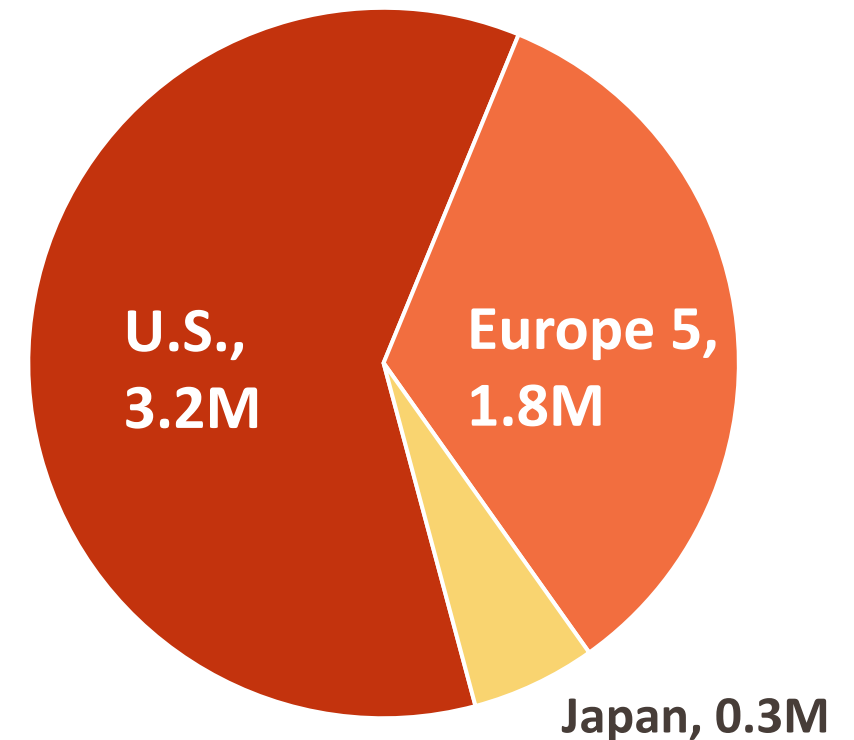
Unmet Need

- NASH Specialists recognize the high unmet need and potential for resmetirom in compensated NASH cirrhosis¹
 - Unmet need is seen as higher because patients are on the edge of negative liver outcomes

MAESTRO-NASH OUTCOMES Opportunity

- If MAESTRO-NASH OUTCOMES is successful, the resmetirom label could expand to include patients with compensated NASH cirrhosis
 - Market research indicates the “halo effect” of positive outcomes data in compensated NASH cirrhosis could increase willingness to prescribe resmetirom in the NASH with significant fibrosis population²


2030: Projected Compensated NASH Cirrhosis Prevalence in Key Markets³




1. US HCP Compensated Cirrhosis Opportunity Primary Market Research (Hep/GI n=112); 2Q2022; 2. Compensated Cirrhosis Market Landscape Research, US, n=112 HCPs, n= 10 payers, Clearview Q3 2022. 3. Estes C, et al. Hepatology. 2018;67(1):123-33

Resmetirom is Well Positioned for Long-Term Growth as the Global Burden of NASH Increases

Madrigal believes the commercial opportunity for resmetirom will grow substantially in the years following launch, driven by outcomes data, increased disease awareness and the global prevalence of NASH



1. Forian Data; Madrigal and ClearView Analysis.

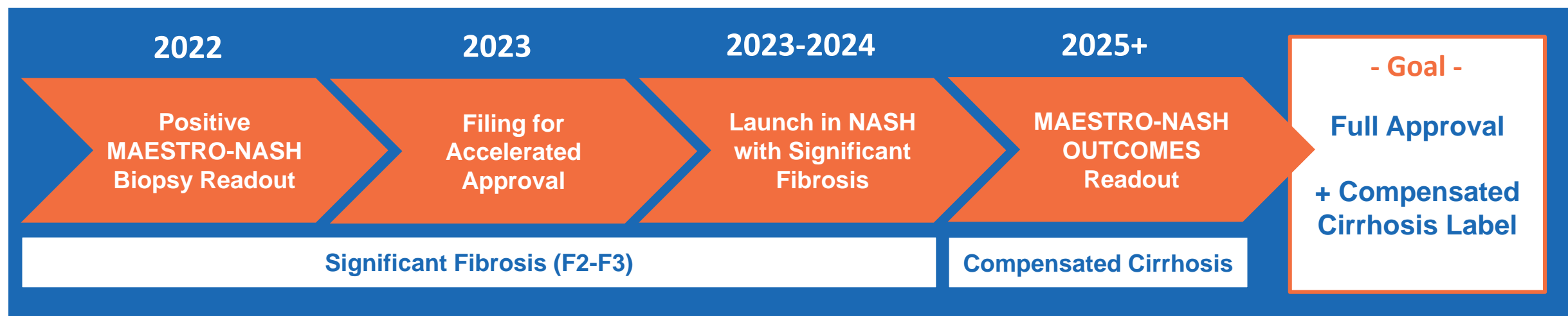


POSITIONED TO SUCCEED

Establishing Resmetirom as a
Foundational Therapy for
Patients with NASH

Based on Available Data, We Believe Resmetirom Has the Potential to Transform the Treatment of NASH

- ✓ **Meaningful efficacy** that targets key underlying causes of NASH in the liver
 - Resmetirom achieved both NASH resolution and fibrosis improvement primary endpoints in a Phase 3 trial
 - Resmetirom helped patients achieve improvements in noninvasive tests used to measure efficacy in real world clinical practice
- ✓ **Favorable safety profile** in studies conducted to date; large safety database to support regulatory review
- ✓ **Robust development program** with four Phase 3 studies designed to support accelerated approval and demonstrate long-term benefit on clinical outcomes





Appendix



Financial Summary

Cash, cash equivalents and marketable securities at December 31st, 2022		\$358.8M
Operating expenses Q4 2022 / FY 2022	\$85.3M	\$293.6M
R&D expenses Q4 2022 / FY 2022	\$70.7M	\$245.4M
Cash burn ¹ Q4 2022 / FY 2022	\$58.5M	\$224.9M

Long Term Credit Facility	Total Facility \$250M	Available ² \$165M
---------------------------	--------------------------	----------------------------------

1. Cash burn represents net cash used in operating activities. 2. Available in three defined tranches: \$30M clinical tranche remains available and committed by Hercules, \$75M tranche available upon FDA approval, \$60M tranche available at Hercules discretion.

Guide to Acronyms and Abbreviations

AE, adverse event

ALT, alanine transaminase

ApoB, apolipoprotein B

AST, aspartate aminotransferase

ATP, adenosine triphosphate

CAP, controlled attenuation parameter

CFB, change from baseline

CVD, cardiovascular disease

DB, double-blind

DNL, de novo lipogenesis

FAO, fatty acid oxidation

FFA, free fatty acid

GGT, gamma-glutamyl transferase

GI, gastrointestinal

HCC, hepatocellular carcinoma

HCP, healthcare provider

HDL, high-density lipoprotein

LDL, low-density lipoprotein

LT, liver transplantation

MELD, model for end-stage liver disease

MRE, magnetic resonance elastography

MRI-PDFF, magnetic resonance imaging-proton density fat fraction

NAFL, nonalcoholic fatty liver

NAFLD, nonalcoholic fatty liver disease

NAS, NAFLD activity score

NASH, nonalcoholic steatohepatitis

NP, nurse practitioner

OL, open-label

PA, physician assistant

PDFF, proton density fat fraction

SAE, serious adverse event

TAG, triacylglycerol

TCA, tricarboxylic acid

TEAE, treatment-emergent adverse event

TG, triglycerides

THR, thyroid hormone receptor

VCTE, vibration-controlled transient elastography

VLDL, very low-density lipoprotein